

NÜVOTM

HARDWARE

Conceived
and Designed
in Europe


Magic
Corners



Pantry
Systems



Revolving
Baskets



Revolving
Shelves



KITCHEN STORAGE ACCESSORIES

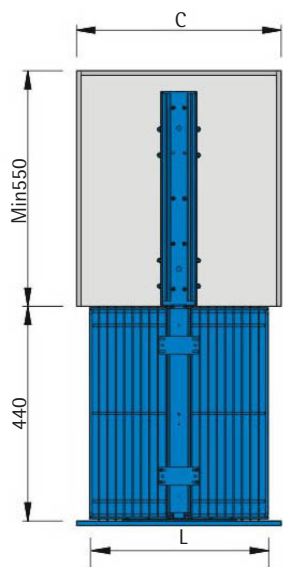


Total capacity of 60kg
10kg per basket

5-Shelf Pantry

Characteristics

Pantry with slide system designed for baskets to glide smoothly into place.



Code	C = Minimum Cabinet Width	L = Unit Width	Depth	Height	Shelf	Price
23-740-0	300 mm	250 mm	500 mm	1659-2059 mm	Metal (5)	
23-741-0	400 mm	350 mm	500 mm	1659-2059 mm	Metal (5)	
23-742-0	450 mm	400 mm	500 mm	1659-2059 mm	Metal (5)	
23-743-0	500 mm	450 mm	500 mm	1659-2059 mm	Metal (5)	

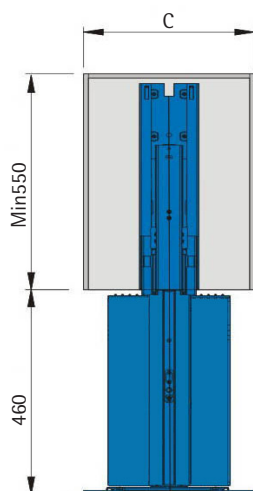

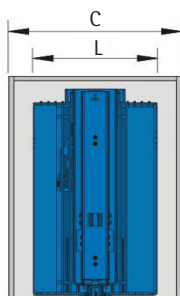
Prices subject to change without notice.

Total capacity of 70kg
10kg per basket

5 or 6-Shelf
Pantry with
Damper

Characteristics

This pantry has a unique slide concept which allows for a weight of up to 70kg. The lifespan of the product is increased due to the smooth slide system and the damper. All baskets in the pantry are adjustable up and down.



Code	C = Minimum Cabinet Width	L = Unit Width	Depth	Height	Shelf	Price
23-750-0	300 mm	252 mm	510 mm	1659-2059 mm	Metal (5)	
23-751-0	400 mm	350 mm	510 mm	1659-2059 mm	Metal (5)	
23-780-0	300 mm	252 mm	510 mm	1959-2359 mm	Metal (6)	
23-781-0	400 mm	350 mm	510 mm	1959-2359 mm	Metal (6)	

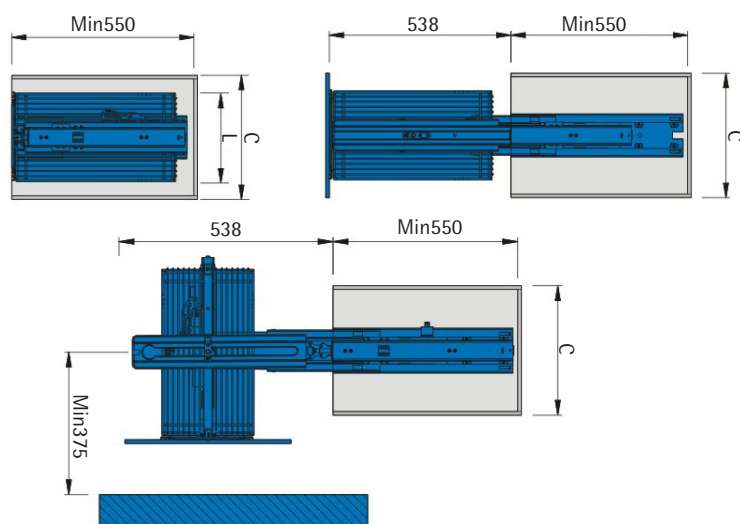
Prices subject to change without notice.

Total capacity of 70kg
10kg per basket

5 or 6-Shelf
Revolving
Pantry

Characteristics

This unit rotates to the left and to the right by 180° with a unique slide concept which allows for a weight of up to 70kg. The lifespan of the product is increased due to the smooth slide system and the damper. All baskets in the pantry are adjustable up and down.



Code	C = Minimum Cabinet Width	L = Unit Width	Depth	Height	Shelf	Price
23-760-0	300 mm	252 mm	510 mm	1659-2059 mm	Solid (5)	
23-761-0	400 mm	350 mm	510 mm	1659-2059 mm	Solid (5)	
23-790-0	300 mm	252 mm	510 mm	1959-2359 mm	Solid (6)	
23-791-0	400 mm	350 mm	510 mm	1959-2359 mm	Solid (6)	

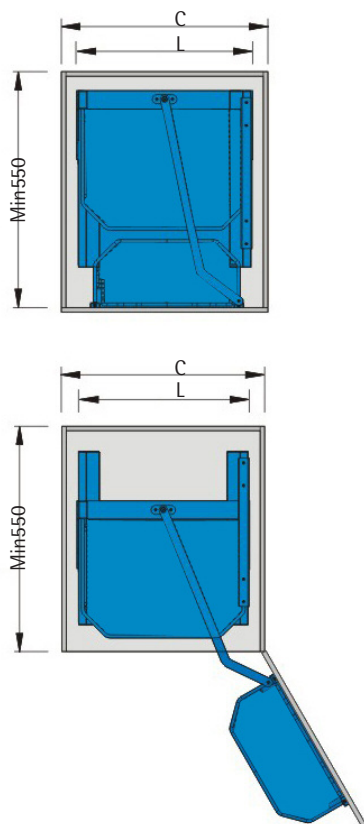

Prices subject to change without notice.

Capacity of
5kg (large basket)
and 3 kg (small basket)

6-Shelf
Double-Sided
Pantry System

Characteristics

This pantry is double-sided and has adjustable baskets. This double slide concept reinforces the weight capacity. The 6-shelf double-sided pantry system can be installed on the left or right-hand side.



Code	C = Minimum Cabinet Width	L = Unit Width	Depth	Height	Shelf	Price
23-800-0	450/500 mm	385 mm	510 mm	1959-2359 mm	Solide	
23-801-0	600 mm	485 mm	510 mm	1959-2359 mm	Solide	

Prices subject to change without notice.

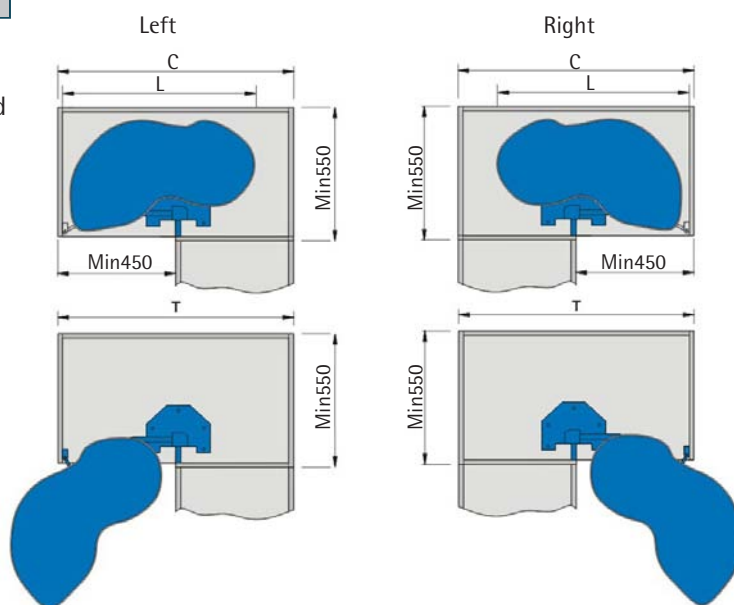
SWING TRAYS

Total Capacity 20kg
10kg per tray

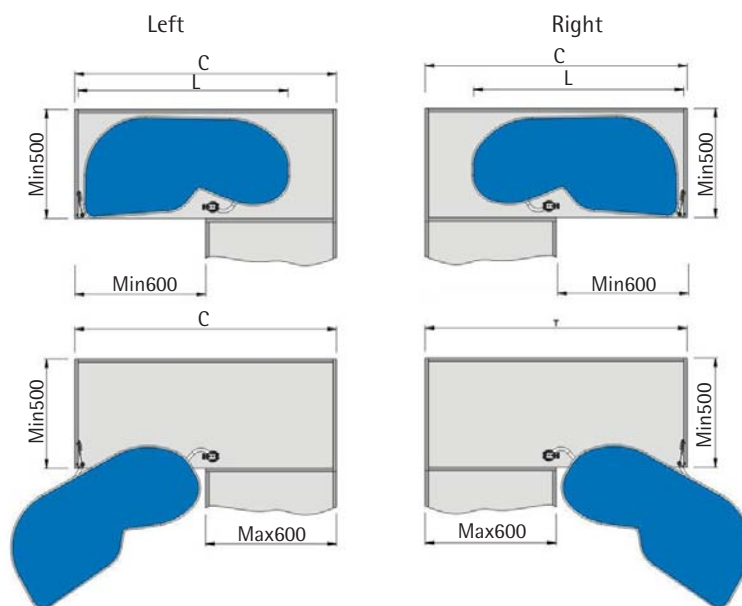
Swing Trays
Left / Right

Characteristics

These solid trays are height adjustable and are covered by non-slip gray coating.



Code	Side	C = Minimum Cabinet Width	L = Unit Width	Depth	Height	Shelf	Price
23-700-1	Left	900 mm	785 mm	468 mm	600-730 mm	Solid	
23-700-2	Right	900 mm	785 mm	468 mm	600-730 mm	Solid	



Code	Side	C = Minimum Cabinet Width	L = Unit Width	Depth	Height	Shelf	Price
23-701-1	Left	1000/1200 mm	960 mm	475 mm	600-730 mm	Solid	
23-701-2	Right	1000/1200 mm	960 mm	475 mm	600-730 mm	Solid	

Prices subject to change without notice.

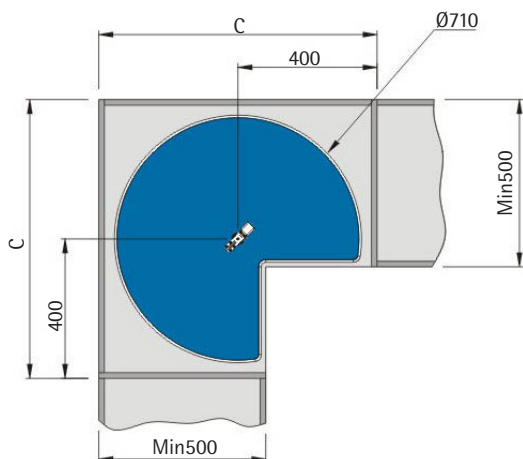
REVOLVING UNITS

Total Capacity 20kg
10 kg per tray

270°
Revolving Trays

Characteristics

The trays system revolving allows for a stable rotation of 270°.




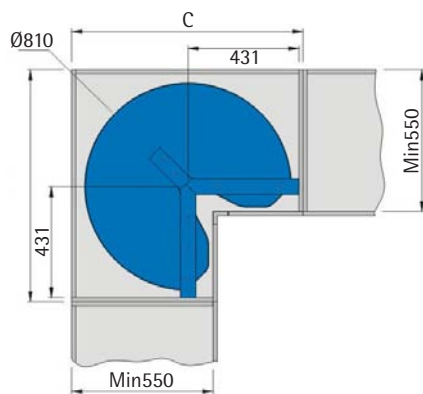
Code	C = Minimum Cabinet Width	L = Unit Width	Depth	Height	Shelf	Price
23-730-4	900 mm	813 mm	737 mm	600-800 mm	Solid	

Total Capacity 30kg
15kg per tray

Revo270

Characteristics

This revolving corner is made for a 45° corner. The system allows for the door to return softly in its place after a 360° rotation. The height of the trays is adjustable. The door can be installed easily and is also adjustable in three areas. The trays remain stable while it move due to the design of the system.



Code	C = Minimum Cabinet Width	L = Unit Width	Height	Shelf	Price
23-731-4	900 mm	813 mm	680-900 mm	Solid	

Prices subject to change without notice.

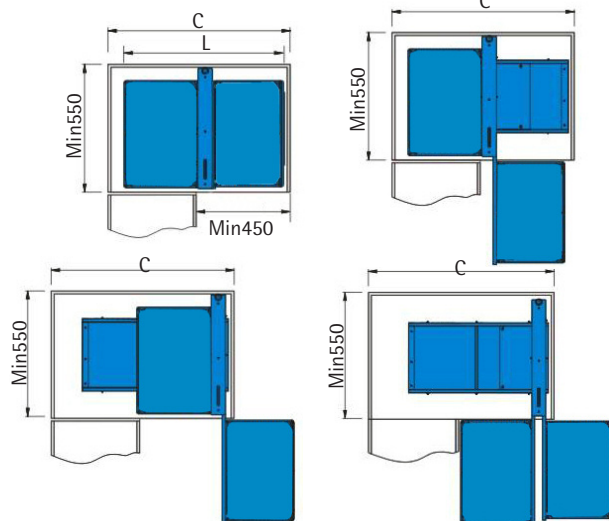
MAGIC CORNERS

Total Capacity 24kg
6kg per basket

Soft-Close
Blind Corner

Characteristics

This corner can be installed as much on the left side as on the right. It requires a minimum opening of 450 mm.



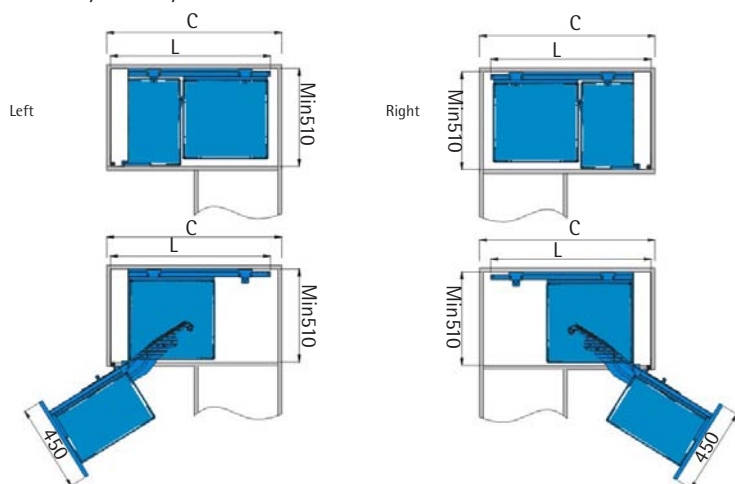
Code	C = Minimum Cabinet Width	L = Unit Width	Depth	Height	Shelf	Price
23-732-0	800 mm	670 mm	460 mm	590 mm	Solid	

Total Capacity 25kg
6kg (per large basket)
and 5kg (per small basket)

Soft-Close Magic Corner
Left / Right

Characteristics

This Magic Corner is equipped with a damper and a smooth slide system which will reduce day-to-day wear on the cabinet.



Code	Side	C = Minimum Cabinet Width	L = Unit Width	Depth	Height	Shelf	Price
23-720-1	Left	900 mm	820 mm	505 mm	610-810 mm	Solid	
23-720-2	Right	900 mm	820 mm	505 mm	610-810 mm	Solid	

Prices subject to change without notice.

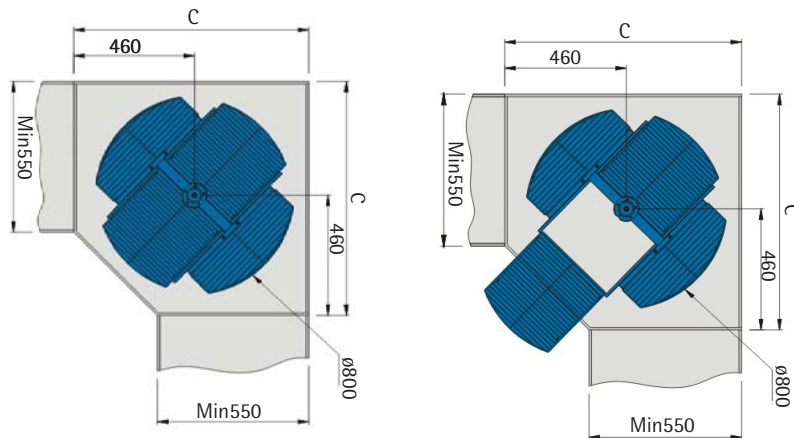
REVOLVING MAGIC CORNERS

Total Capacity 48kg
4kg per basket

360° Revolving
Magic Corner

Characteristics

This Magic Corner allows for a 360° rotation and is made for 45° corners. It stores 12 different baskets for your various items.



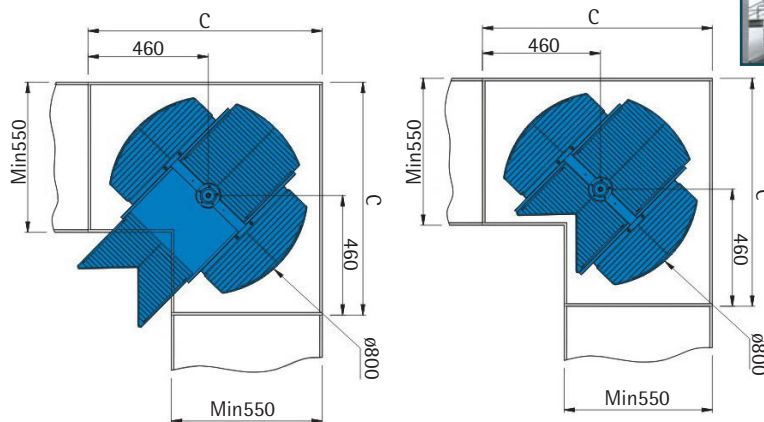
Code	C = Minimum Cabinet Width	L = Unit Width	Depth	Height	Shelf	Price
23-722-5	900 mm	785 mm	785 mm	650-750 mm	Metal	

Total Capacity 48kg
4kg per basket

270° Revolving
Magic Corner

Characteristics

This Magic Corner allows for a 360° rotation and is made for 90° corners. It stores 12 different baskets for your various items.



Code	C = Minimum Cabinet Width	L = Unit Width	Depth	Height	Shelf	Price
23-722-4	900 mm	785 mm	785 mm	650-750 mm	Metal	

Prices subject to change without notice.

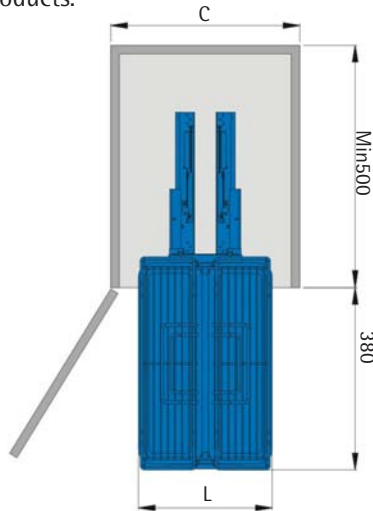
STORAGE ACCESSORIES

Total Capacity 20kg

Base Cabinet Pull-Out Storage Rack

Characteristics

This removable basket is made in stainless steel and makes it easier to carry household products.



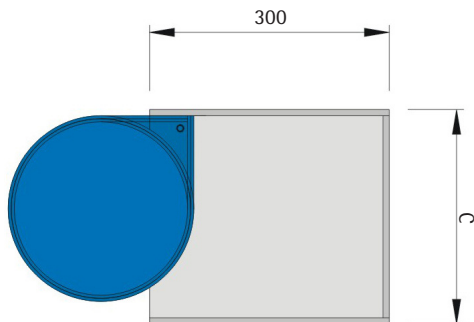
Code	C = Minimum Cabinet Width	L = Unit Width	Depth	Height	Shelf	Price
23-820-0	350 mm	285 mm	467 mm	416 mm	Metal	

Capacity of 9 or 14 litres

Garbage Bins

Characteristics


This garbage bin is made in stainless steel. When the cabinet door opens, the garbage bin pulls out and the lid opens.



Code	C = Minimum Cabinet Width	L = Unit Width	Depth	Height	Minimum Cabinet Height	Litres	Price
23-840-0	364 mm	260 mm	260 mm	315 mm	400 mm	9 litres	
23-841-0	364 mm	280 mm	280 mm	350 mm	430 mm	14 litres	

Prices subject to change without notice.

[illegible]



NUVOTM
HARDWARE

www.nuvoconcept.com